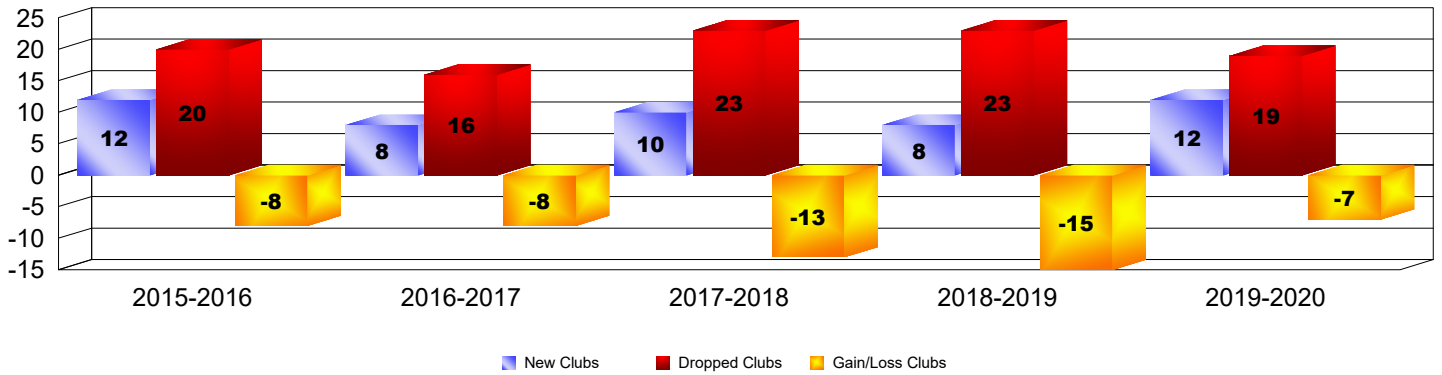


Multiple District 201

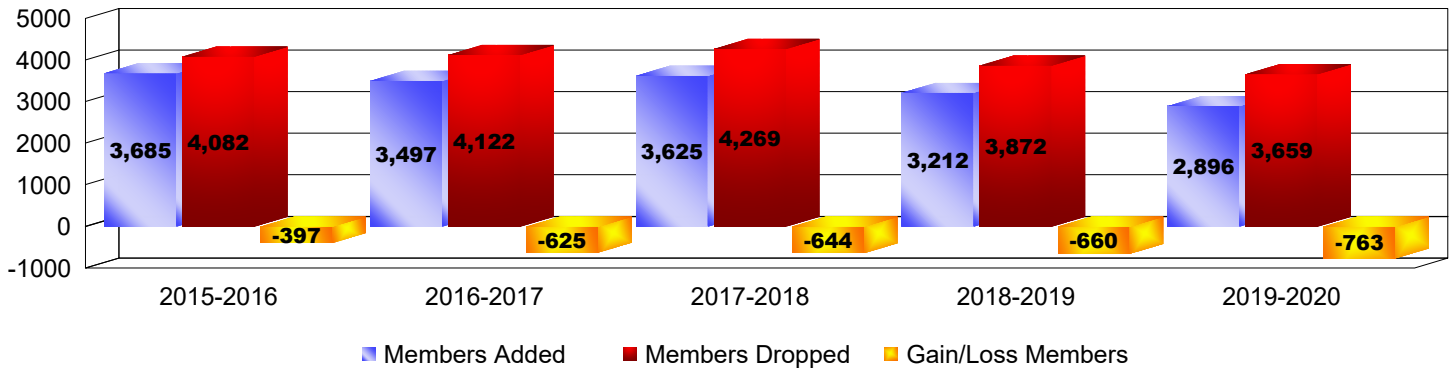
As of June 2020 Cumulative

Year	New Clubs	Dropped Clubs	Gain/Loss Clubs	New Members	Charter Members	Reinstate Members	Transfer Members	Total Member Added	Total Members Dropped	Gain/Loss Members
2015-2016	12	20	-8	2,817	420	141	307	3,685	4,082	-397
2016-2017	8	16	-8	2,764	282	104	347	3,497	4,122	-625
2017-2018	10	23	-13	2,810	328	123	364	3,625	4,269	-644
2018-2019	8	23	-15	2,494	247	119	352	3,212	3,872	-660
2019-2020	12	19	-7	2,082	360	140	314	2,896	3,659	-763
Average	10	20	-10	2,593	327	125	337	3,383	4,001	-618


Clubs



Members



Membership Composition June 2020 Cumulative



Gender Comparison June 2020 Cumulative

